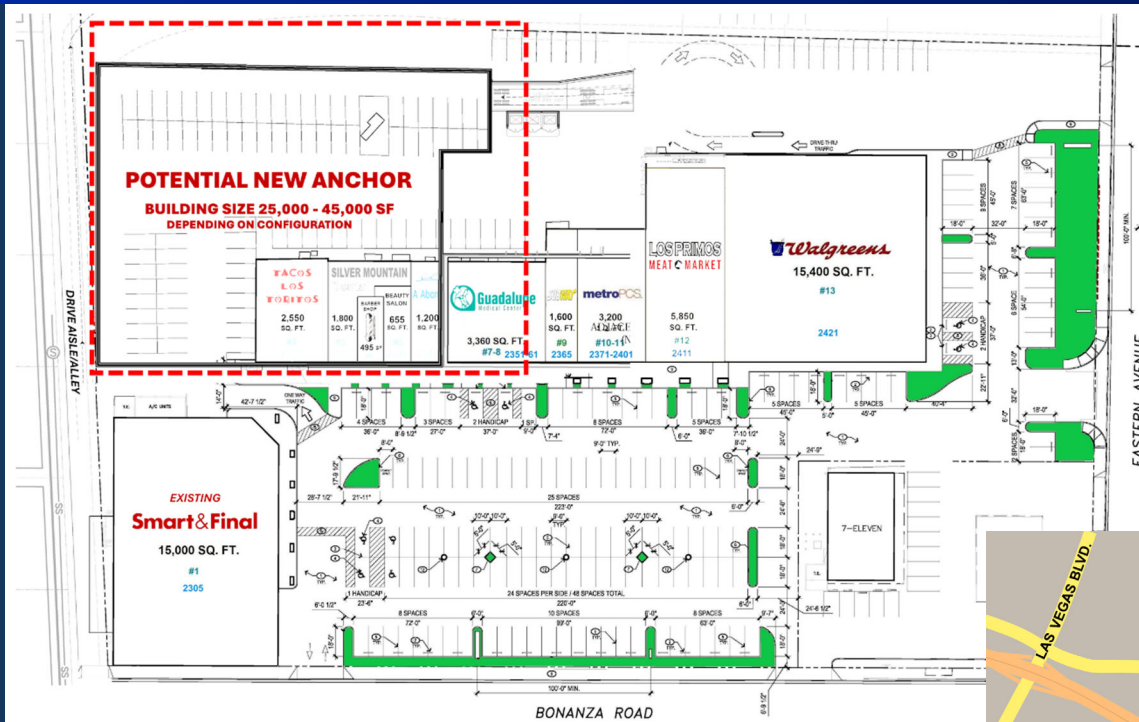


# ANCHOR SPACE AVAILABLE UP TO 45,000 SF

EASTERN AT BONANZA ("MAIN & MAIN" FOR HISPANIC SHOPPERS)

## LAS VEGAS NEAR DOWNTOWN PREMIERE CORNER

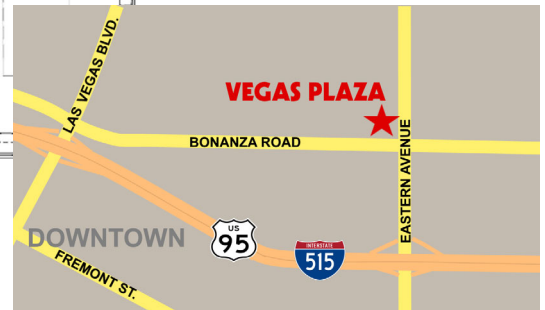


Contact  
Jeff Mayhew  
(949) 833-8400 ext. 250  
[jeff@strataproperties.com](mailto:jeff@strataproperties.com)

## VEGAS PLAZA

EASTERN AT BONANZA

2411 E. Bonanza Road  
Las Vegas, NV 89101



### PROPERTY HIGHLIGHTS

- Premiere "Main & Main" Intersection for Hispanic Shoppers
- "Best in Class" Shopping Center
- Highest Sales in the Region Generated by Chains
- Great Visibility from Street
- Major "Two Section Line" Intersection
- Dense Population Base - Just East of Downtown
- Nearby City/County Facilities with Many Employees



**S T R A T A**  
P R O P E R T I E S

13 CORPORATE PLAZA DR. #220 • NEWPORT BEACH, CA 92660  
TELEPHONE (949) 833-8400 • [www.strataproperties.com](http://www.strataproperties.com)



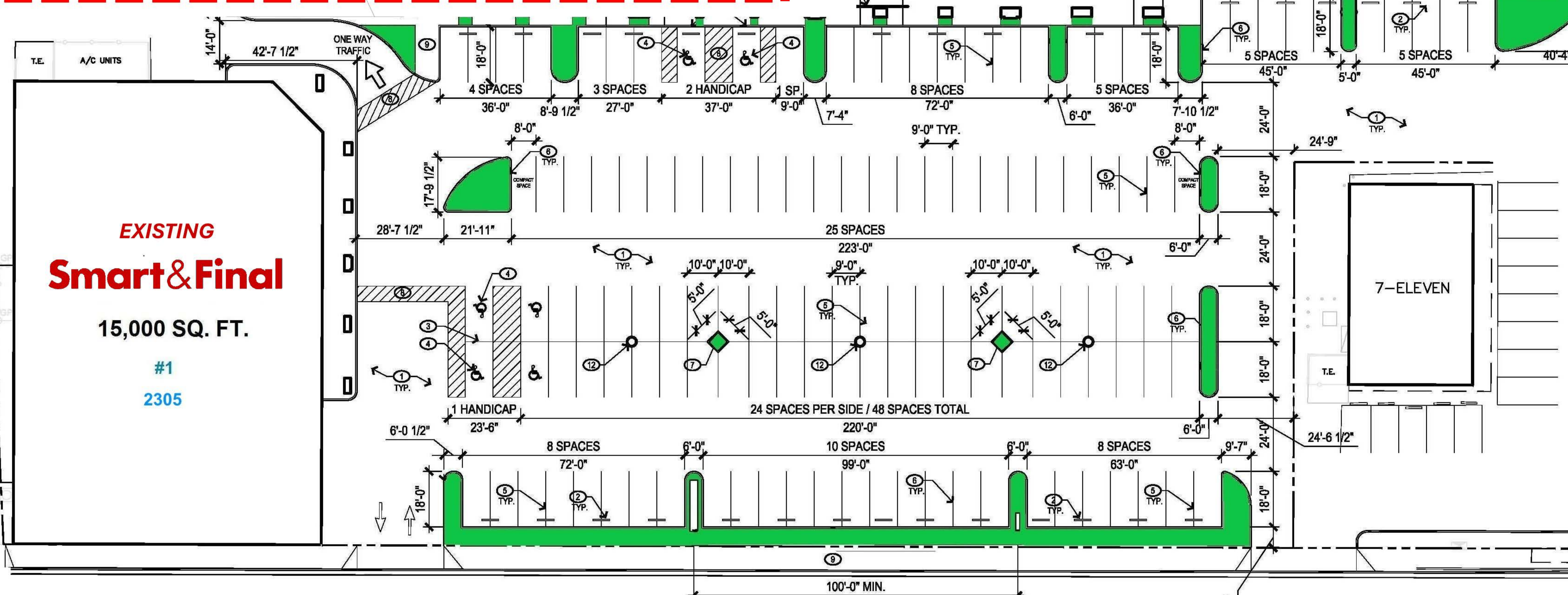
# POTENTIAL NEW ANCHOR

**BUILDING SIZE 25,000 - 45,000 SF  
DEPENDING ON CONFIGURATION**

<b>TACOS LOS TORITOS</b> 2,550 SQ. FT. #2	<b>SILVER MOUNTAIN</b> 1,800 SQ. FT. #3	<b>BEAUTY SALON</b> 655 SQ. FT. #4	<b>A Barber Shop</b> 495 SF	<b>Guadalupe Medical Center</b> 3,360 SQ. FT. #7-8 2351-61	<b>SUBWAY</b> 1,600 SQ. FT. #9 2365	<b>metroPCS</b> 3,200 SQ. FT. #10-11 2371-2401	<b>ADIACE</b> 5,850 SQ. FT. #12 2411	<b>LOS PRIMOS MEAT MARKET</b> 5,850 SQ. FT. #12 2411	<b>Walgreens</b> 15,400 SQ. FT. #13 2421
---	---	--	--------------------------------	--	---	--	--	--	--

DRIVE AISLE/ALLEY

EASTERN AVENUE



## EXISTING Smart & Final

15,000 SQ. FT.  
#1  
2305

**VEGAS PLAZA**  
EASTERN AT BONANZA (NWC)  
2411 E. Bonanza Road  
Las Vegas, NV 89101

**STRATA PROPERTIES**  
13 CORPORATE PLAZA DR. #220 • NEWPORT BEACH, CA 92660  
TELEPHONE (949) 833-8400 • www.strataproperties.com

Jeff Mayhew  
(949) 833-8400 ext. 250  
jeff@strataproperties.com